



TSI MEDIA 120 VAC



TELECOM



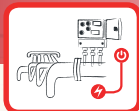
DATAKOM



MASS TRANSIT



OIL & GAS



POWER UTILITIES



MODULAR INVERTER MODULE

POWER 1.5 kVA
INPUT 48 Vdc
OUTPUT 120 Vac



DESCRIPTION

MEDIA is a compact and scalable modular inverter providing a pure sine wave AC supply. In conjunction with a DC Power system, it provides an excellent AC backup solution. It uses the latest inverter technology, providing superior energy efficiency in a compact size.

The "Twin Sine Inverter" (TSI) technology eliminates all single points of failure with full scalability;

up to 32 modules in parallel and high efficiency of up to 96 % reducing operating costs.

APPLICATIONS

All business critical applications and all types of AC loads. The design is modular and scalable with hot-swappable inverter modules which ensures low Mean Time to Repair (MTTR), reduction in service costs and meets the changing needs for future expansion.

MAIN FEATURES

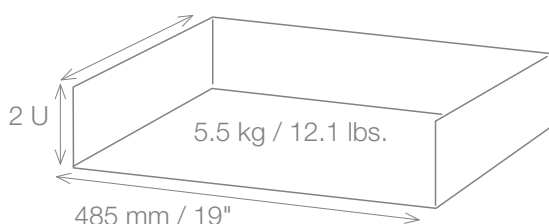
- » Redundant AC & DC sources
- » Compact form factor with short depth
- » Great disturbance rejection rate
- » Transfer time reduced to naught
- » Permanent AC to AC double conversion
- » Highly efficient energy conversion



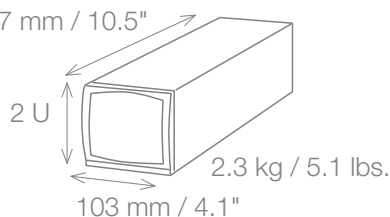
48 / 120	
GENERAL	
EMC (immunity)	IEC 61000 - 4
EMC (emission) (class)	FCC part 15
Safety	cUL 1778 Recognized
Cooling / Isolation	Forced / Doubled
MTBF	240,000 hrs (MIL-217-F)
Efficiency (Typical): Enhanced power conversion / on line	94 % / 90 %
Dielectric strength DC/AC	4300 Vdc
True Redundant Systems – compliance	3 disconnection levels on AC out and DC in power ports 4 disconnection levels on AC in port
RoHS	Compliant
Vibration	GR 63 office vibration 0 to 100 Hz-0,1g / transport vibration 5-100 Hz 0,5 g 100 to 500 Hz-1,5 g / Drop test
Operating ambience / Ingress Protection	Free from dust and corrosive materials / NEMA 1
Altitude above sea without de-rating	<1500 m / derating >1500 m – 0.8 % per 100 m
Ambient / storage temperature / relative humidity	(-20 to 40° C) -4° F to 104° F / (-40 to 70° C) -40° F to 158° F / Non condensing
Material (casing)	Coated steel-ALU ZINC
AC OUTPUT POWER	
Nominal Output power (VA) (W)	1500 / 1200
Short time overload capacity	150 % (15 s) 110 % permanent within T° range
Admissible load power factor	Full power rating from 0 inductive to 0 capacitive
Internal temperature management and switch off	1 %/° F (2 %/° C) derating beyond 104° F (40° C) with cut off at 149° F (65° C)
DC INPUT SPECIFICATIONS	
Nominal voltage (DC)	48 V
Voltage range (DC)	40 - 58 V
Nominal current	31.75 A (at 40 Vdc and 1200 W output)
Maximum input current (for 15 s) / voltage ripple	36 A / <2 mV Psopho
Input voltage boundaries	User selectable with T2S interface
AC INPUT SPECIFICATIONS	
Nominal voltage (AC)	120 Vac (120/240 V or 120/208 V with combination of shelves)
Voltage range (AC)	100 - 138 Vac (without derating)
Brownout	80 – 100 Vac use DC source contribution if need be (can be disabled) 1200 VA/970 W @ 80 VAC
Conformity range before transfer to DC	Adjustable
Power factor	>99%
Frequency range (selectable) / synchronization range	50 – 60 Hz / range 47 – 53 Hz / 57 – 63 Hz
AC OUTPUT SPECIFICATIONS	
Nominal voltage (AC*)	120 V
Frequency / frequency accuracy	50 - 60 Hz / 0.03 %
Total harmonic distortion (resistive load)	< 1.5 %
Load impact recovery time	0.4 ms
Turn on delay	20 s to 40 s depending on the number of module installed
Nominal current. Protected against reverse current	12.5 A
Crest factor at nominal power	3 : 1
With short circuit management and protection	
Short circuit clear up capacity	10 x In for 20msec - Available while Mains is available at AC input port With magnitude control and management
Short circuit current after clear up capacity	2.1 In during 15 s and 1.5 In after 15 s
IN TRANSFER PERFORMANCE	
Max. voltage interruption / total transient voltage duration (max)	0 s / 0 s
SIGNALING & SUPERVISION	
Display	Synoptic LED
Alarms output / supervision	Dry contacts on shelf / Standard USB port and MODBUS on T2S, optional : Candis Display / Candis TCP-IP
Remote on / off	on rear terminal of the shelf via T2S

TSI MEDIA 120 – Datasheet v1.1 Specifications can change without notice. New data will be updated on our Web site: www.cet-power.com. The present equipment is protected by several international patents, trademarks and copyrights.

331 mm / 13"



267 mm / 10.5"



Illustrations are non-binding and may include customized fittings.

Leading AC Backup Technology

